

 <p>Note & Float™</p>	<p>National Water Safety Program</p>	 <p>DeRosa Aquatic Consulting</p>
 <p>AQUATIC SAFETY Research Group</p>	<p>Designed to Save Lives</p>	

Tom Griffiths, Ed.D.

Aquatic Safety Research Group, LLC
Pennsylvania State University (Ret.)
www.aquaticsafetygroup.com

Shawn P. DeRosa, J.D.

DeRosa Aquatic Consulting
Pennsylvania State University
www.derosaaquatics.com



www.AquaticSafetygroup.com

www.DeRosaAquatics.com

+ Why?

Aquatics International, May 2011, "Vested Interest," 81% reduction in water rescues with "Note and Float"

- ◆ **We DO NOT** teach all American children to swim at an early age (4-6 years).
- ◆ **Parents DO NOT** watch their children closely and vigilantly.
- ◆ **Lifeguards DO NOT** and **CANNOT** watch all children all the time.
- ◆ Once a child slips beneath the surface, the water quickly **HIDES AND SUFFOCATES**. (2 MINS)

www.AquaticSafetygroup.com

www.DeRosaAquatics.com

+ *The BEST of Supervision is Spotty*

- ◆ Human Beings are poor monitors and are not vigilant.
- ◆ HUMAN ERROR accounts for most accidents.
- ◆ Our society encourages distraction (texting, voice mail, e-mail, photo phones, iPods)
- ◆ Pool Signage camouflages the most important rules with housekeeping info and etiquette
- ◆ We do not **ENGINEER FOR SAFETY** like other industries (MANDATORY seat belts, car seats, air bags, helmets, etc.)

www.AquaticSafetygroup.com

www.DeRosaAquatics.com

+ We cannot teach people to see what they cannot see.

◆ **Visual Body Blindness**

www.aquaticsafetygroup.com/disappearingdummies.html

◆ **Cognitive Body Blindness**

www.viscog.com

www.AquaticSafetygroup.com

www.DeRosaAquatics.com



www.AquaticSafetygroup.com

www.DeRosaAquatics.com

+ Because Drowning is so Quick & Quiet, we need to Note & Float

- ◆ Two basic criteria:
 - ◆ **1. IDENTIFY** all non-swimmers &
 - ◆ **2. FLOAT** them in USCG-Approved PFDs (Type III)
- ◆ Use **BOTH** wrist band and PFD
- ◆ Target children 7 years under first, then
- ◆ Children between 8-12 years.
- ◆ “Guardians” must be 16 years old.
- ◆ Particularly target large groups.

www.AquaticSafetygroup.com

www.DeRosaAquatics.com

+ Non-Swimmers need Lifejackets

- ◆ It is extremely difficult to become submerged or drown in an properly-fitted lifejacket.
- ◆ **SEAT BELTS, CAR SEATS AND AIR BAGS DO NOT MAKE DRIVING SAFER; they make crashing safer!**
- ◆ **LIFEJACKETS DO NOT IMPROVE SUPERVISION; they help prevent drowning!**

www.AquaticSafetygroup.com

www.DeRosaAquatics.com



Make PFDs available in different sizes

Consider storage options



www.AquaticSafetygroup.com

www.DeRosaAquatics.com

+ SIX SIMPLE STEPS FOR SAFETY

- ◆ Parents/guardians register non-swimmers.
- ◆ Parents/guardians receive site-specific water safety information and “learn to swim” materials.
- ◆ Parents/guardians are advised to be within arm’s reach at all times **IN THE WATER**.
- ◆ Non-swimmers < age 7 or < ***48 inches*** = wrist band and PFD; guardian w/in arm’s reach.

www.AquaticSafetygroup.com

www.DeRosaAquatics.com

+ SIX SIMPLE STEPS FOR SAFETY

- ◆ Non-swimmers 8-12 yrs. must wear wrist band and PFD. Guardian must *actively supervise*.
- ◆ Anyone wishing to access deep water (> 5 ft.) must pass the swim test or wear wrist band and PFD (usually Type III)

www.AquaticSafetygroup.com

www.DeRosaAquatics.com



+ Questions??????






◆ Support Products Available through Water Safety
Products: 1-800-987-7238 x4





www.AquaticSafetygroup.com

www.DeRosaAquatics.com

 <p>Note & Float™</p>	<p>Lifejackets FLOAT</p>	 <p>DeRosa Aquatic Consulting</p>
 <p>AQUATIC SAFETY Research Group</p>	<p>Non- Swimmers DON'T</p>	

***Please Remember!
Children Don't Deserve to Drown***



Tom Griffiths, Ed.D

Shawn DeRosa, J.D.

www.AquaticSafetyGroup.com
tomgriffiths@aquaticsafetygroup.com

www.DeRosaAquatics.com
shawn@derosaaquatics.com

